

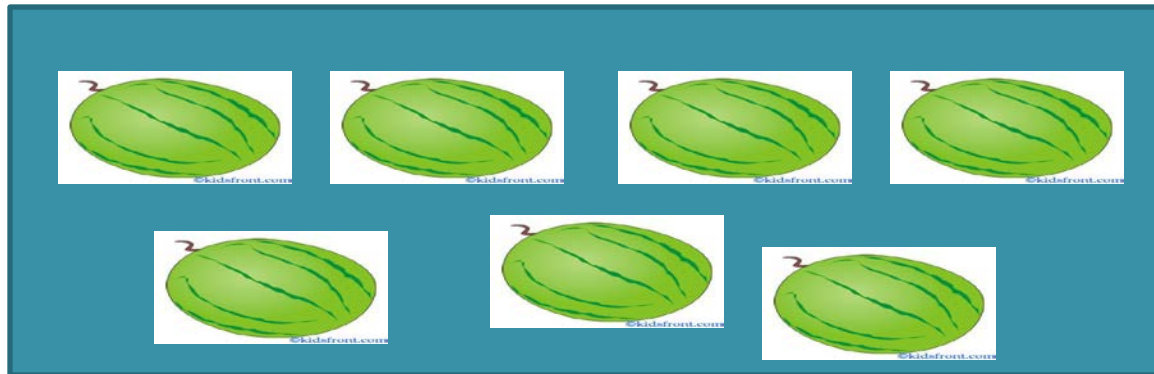


# Sample Test Items

# Assessment of Knowledge

Encircle the letter that tells the number of objects in a set.

1.



A. 8


B. 7

C. 6


# Assessment of Knowledge

Which set has five objects?


A.



B.




C.




# Assessment of Process/Skills


Which set has one more object than this set?




A.



B.



C.



# Identify and use the pattern of naming ordinal numbers from 1<sup>st</sup> to 20<sup>th</sup>

- **KNOWLEDGE**

- This is the order/rank in the list of top 3 pupils in the class of Mrs. Espinoza

Rank	Name
1	Orly
2	Yra
3	Kenneth

- What is the rank/order of Kenneth?
- What is the rank/order of Yra?
- What is the rank/order of Orly?

# Identify and use the pattern of naming ordinal numbers from 1<sup>st</sup> to 20<sup>th</sup>

- KNOWLEDGE

- Fill in the blanks.

- a. Sunday is the \_\_\_\_\_ day of the week.
- b. Friday is the \_\_\_\_\_ day school of the week.
- c. December is the \_\_\_\_\_ month of the year.
- d. January is the \_\_\_\_\_ month of the year.
- e. Monday is the \_\_\_\_\_ day of the week.

# Identify and use the pattern of naming ordinal numbers from 1<sup>st</sup> to 20<sup>th</sup>

- KNOWLEDGE
  - How do we write ordinal numbers in words?  
in figures?

Numeral	Ordinal in words	Ordinal in figures
one		
nine		
twelve		
seventeen		
twenty		

# Identify and use the pattern of naming ordinal numbers from 1<sup>st</sup> to 20<sup>th</sup>

- **PROCESS/SKILLS**

- The largest number of rings ever counted in a tree is 280. What is that tree? This tree can be revealed by answering the clues below.
  - a. It starts with the nineteenth letter of the alphabet.
  - b. The second letter is between D and F.
  - c. The third letter is the 17<sup>th</sup> letter of the alphabet.
  - d. The fourth letter is between T and V
  - e. The fifth letter is the fifteenth letter of the alphabet.
  - f. Sixth letter is I
  - g. The seventh letter is the first letter of the alphabet



# Identify and use the pattern of naming ordinal numbers from 1<sup>st</sup> to 20<sup>th</sup>

- UNDERSTANDING

- Given these figures arranged in a row, describe the position of each figure using a reference point



# Identify and use the pattern of naming ordinal numbers from 1<sup>st</sup> to 20<sup>th</sup>

- Products/Performance
  - Draw your FAMILY TREE starting from your grandparents.
  - Include all the names of grandparents' children and so on.
  - Write a short paragraph using ordinal numbers.

# English (Knowledge)

- 1 Listen to your teacher and encircle the letter of the correct answer.



This is Paulo Moran.  
He is six years old. He is in  
Grade 1.  
His mother is Aling Cora.

1. Who is this boy?

- A. Paulo Marin
- B. Paulo Moran
- C. Paulo Mora

2. How old is he?

- A. Four
- B. Five
- C. Six

3. In what grade is he?

- A. Grade 3
- B. Grade 2
- C. Grade 1

4. Who is Aling Cora ?


- A. Aunt
- B. Mother
- C. Brother

# English (Knowledge)

1 Listen to your teacher and encircle the letter of the correct answer

A. Encircle the correct object?

1 Which is a ball?



B. Which object do we use for writing?



# English (Understanding)

Compare the leaves in the trees or plants and the leaves that fell on the ground. What is the difference?

Tell the class about it.

## Process/Skills

- 1) Draw a picture of your family.
- 2) Introduce and tell something about each member of your family to the class.

## Knowledge

1. Bilugan ang pangalan ng bagay na nasa larawan sa kaliwa





payong

suklay

sepilyo

2. Bilugan ang tamang larawan.

Hayop







3. Suriin ang pangungusap isulat ang tamang sagot  
Sa patlang.




Ano ang pangalan mo?

Ang pangalan ko ay \_\_\_\_\_

# Filipino (Process/Skills)

Pag-aralan ang mga larawan. Ilagay ang titik ng mga larawan sa tamang pangkat na nasa tsart.

A.  B.  C.  D. 

E.  F.  G. 

PANLALAKI	PAMBABAE	Di-Tiyak

UNDERSTANDING

**Pakikinig sa tula na binabasa ng guro. Magbigay ng mga tanong tungkol sa tula**



# SAMPLE ASSESSMENT ITEMS IN HEALTH

**KNOWLEDGE:** What are germs? (a, b, c)

**PROCESS:** How can we avoid germs?

**UNDERSTANDING:** Why do we have to cover our mouth when we cough or sneeze?

**PERFORMANCE:** Demonstrate proper ways of washing of hands.



# Assessment of Understanding (Araling Panlipunan)

Pag-aralan ang larawan  
at sagutin ang mga tanong tungkol  
dito.



1. Anong klaseng bata ang nasa larawan? Bakit?
2. Anu-ano ang mga pangangailangan ng bata na nasa larawan?



a flyin' high  
thank you  
just for you!

